





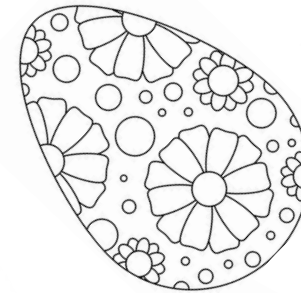


Velikonočna jajčka in še kaj



Velikonočna jajčka



Kaj potrebuješ?

- Bel papir.



- Lepilo.



- Škarje.




- Barve s katerimi boš pobarval izdelek:
tempere, vodene barve, flumastri, voščenke, ...



Postopek izdelave.

1. Narišeš poljubni vzorec, pobarvaš.






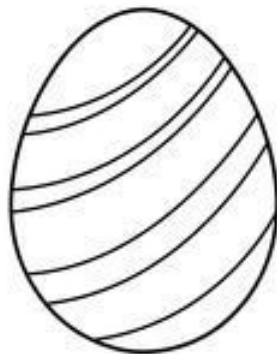
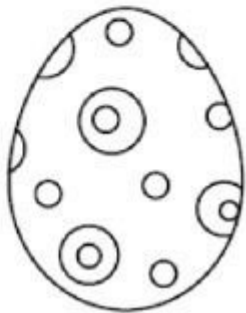

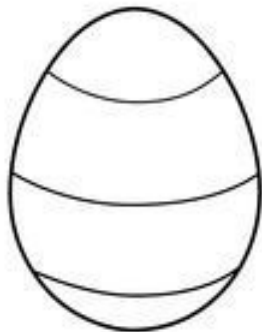
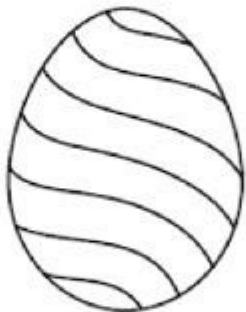
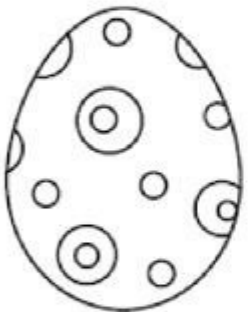



2. Izrežeš.



3. Uporabiš.



Nekaj idej za vzorce



Še nekaj idej za ljubitelje ustvarjanja.

